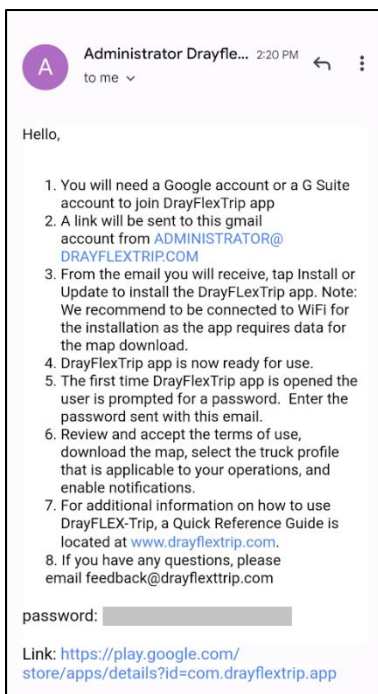


How to Register and Download the DrayFLEX-Trip (Android)

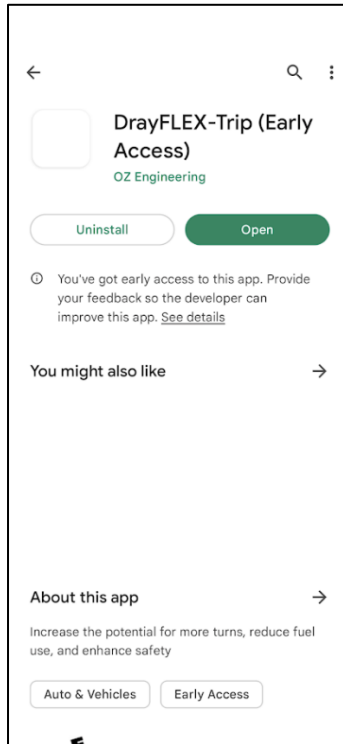
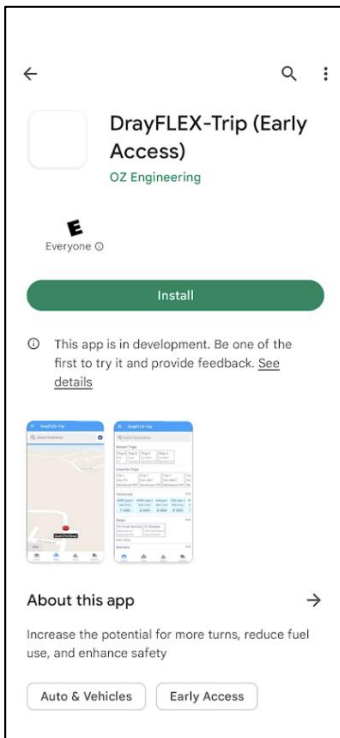
1. Requests to participate can be submitted at www.drayflextrip.com.
2. Select “Android” as a device type and enter your email address in the email ID field. Click “Sign Up.” Send the automatically generated email with your email and device type.

3. Participants will receive an email containing their login and password information and instructions from the DrayFLEX-Trip administrator for downloading and logging in to DrayFLEX-Trip.

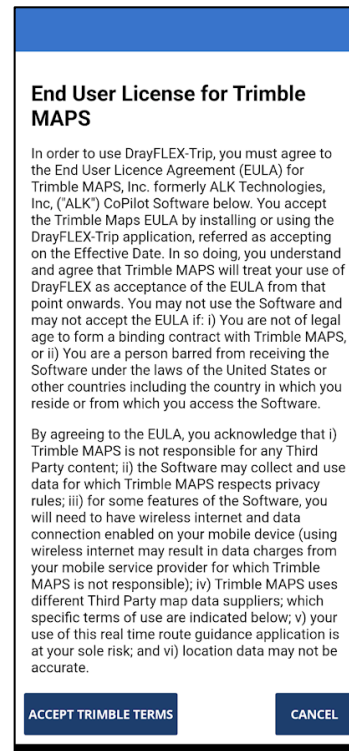
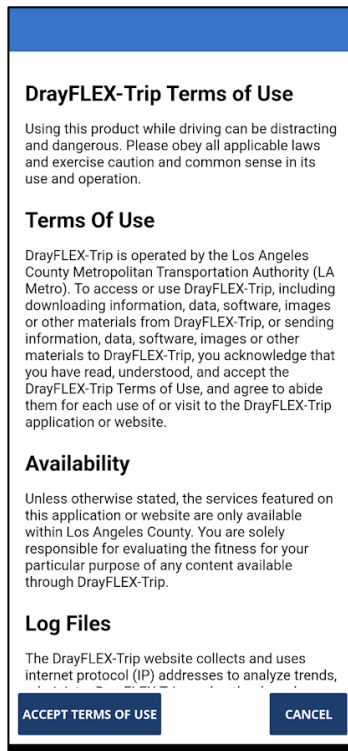
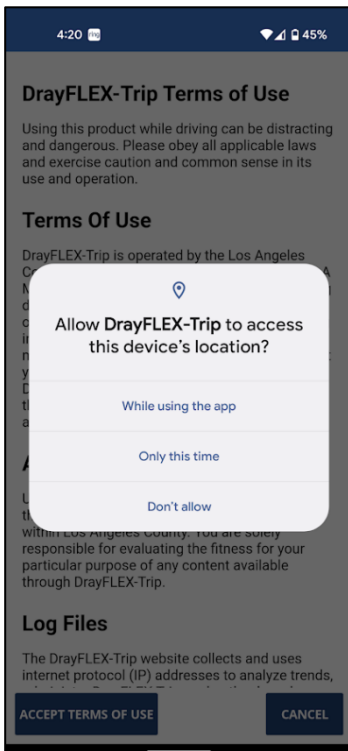


4. Click on the link to Google App store at the bottom of the email.


- Click on “Install” at the DrayFLEX-Trip screen in the Google App store to download and install the app. Click “Open” once installed.



- Allow DrayFLEX-Trip to access the device location by clicking on “While using the app.” Review terms and click “Accept Terms of Use” and “Accept Trimble Terms.”



7. Login to the DrayFLEX-Trip app using your email address and the password information provided in the instruction email from Administrator Drayflextrip and clicking "Login."



8. Click "Download Map."



9. Select the truck profile that is applicable to your truck operations and click “Next.”


Select a truck profile

B-Double Road Train 

Height	Width	Length
14' 5"	8' 6"	64' 11"
Max Axle Weight	Max Weight	
25350	125660	

Commercial Light 

Height	Width	Length
7' 0"	8' 0"	20' 0"
Max Axle Weight	Max Weight	
7500	8500	

Default Rating 

Height	Width	Length
13' 6"	8' 0"	48' 0"
Max Axle Weight	Max Weight	
34000	80000	

Heavy Articulated 

Height	Width	Length
--------	-------	--------

NEXT